

Key Facts

Lockwood Plaza (1 mile)
17 US-206, Stanhope, New Jersey, 07874
Ring of 1 mile

Prepared by Esri
Latitude: 40.92313
Longitude: -74.71869

KEY FACTS

3,799

Population

43.1

Median Age



Average Household Size

\$99,378

Median Household Income

EDUCATION

5%

No High School Diploma



28%

High School Graduate



27%

Some College



40%

Bachelor's/Grad/Pr of Degree

BUSINESS



108

Total Businesses



1,259

Total Employees

EMPLOYMENT



72%

White Collar



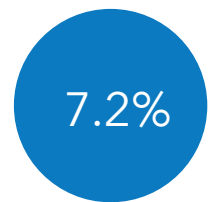
16%

Blue Collar



12%

Services



Unemployment Rate

INCOME



\$99,378

Median Household Income



\$45,369

Per Capita Income



\$466,335

Median Net Worth

Households By Income

The largest group: \$100,000 - \$149,999 (23.2%)

The smallest group: \$15,000 - \$24,999 (2.9%)

Indicator ▲	Value	Diff	
<\$15,000	4%	+0.1%	
\$15,000 - \$24,999	2.9%	-1.3%	
\$25,000 - \$34,999	3.3%	-1.2%	
\$35,000 - \$49,999	7.5%	+1.2%	
\$50,000 - \$74,999	15.8%	0	
\$75,000 - \$99,999	16.8%	+2.7%	
\$100,000 - \$149,999	23.2%	+1.1%	
\$150,000 - \$199,999	14.6%	+1.3%	
\$200,000+	11.9%	-3.9%	

Bars show deviation from

Sussex County

Key Facts

Lockwood Plaza (3 miles)
 17 US-206, Stanhope, New Jersey, 07874
 Ring of 3 miles

Prepared by Esri
 Latitude: 40.92313
 Longitude: -74.71869

KEY FACTS

23,259

Population

41.7

Median Age



2.5

Average Household Size

\$86,639

Median Household Income

EDUCATION

5%

No High School Diploma



31%

High School Graduate



27%

Some College



37%

Bachelor's/Grad/Pr of Degree

BUSINESS



799

Total Businesses



8,453

Total Employees

EMPLOYMENT



70%

White Collar



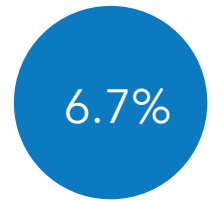
20%

Blue Collar



11%

Services



Unemployment Rate

INCOME



\$86,639

Median Household Income



\$42,844

Per Capita Income



\$263,714

Median Net Worth

Households By Income

The largest group: \$100,000 - \$149,999 (21%)

The smallest group: <\$15,000 (4.1%)

Indicator ▲	Value	Diff	
<\$15,000	4.1%	+0.2%	
\$15,000 - \$24,999	5.3%	+1.1%	
\$25,000 - \$34,999	5.9%	+1.4%	
\$35,000 - \$49,999	9.1%	+2.8%	
\$50,000 - \$74,999	17.4%	+1.6%	
\$75,000 - \$99,999	15%	+0.9%	
\$100,000 - \$149,999	21%	-1.1%	
\$150,000 - \$199,999	11.2%	-2.1%	
\$200,000+	10.9%	-4.9%	

Bars show deviation from

Sussex County

Key Facts

Lockwood Plaza (5 miles)
 17 US-206, Stanhope, New Jersey, 07874
 Ring of 5 miles

Prepared by Esri
 Latitude: 40.92313
 Longitude: -74.71869

KEY FACTS

63,076

Population

42.1

Median Age



2.6

Average Household Size

\$90,565

Median Household Income

EDUCATION

4%

No High School Diploma



30%

High School Graduate



26%

Some College



40%

Bachelor's/Grad/Pr of Degree

BUSINESS



1,781

Total Businesses



17,102

Total Employees

EMPLOYMENT



74%

White Collar



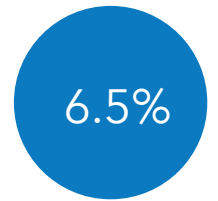
17%

Blue Collar



9%

Services



Unemployment Rate

INCOME



\$90,565

Median Household Income



\$46,048

Per Capita Income



\$293,091

Median Net Worth

Households By Income

The largest group: \$100,000 - \$149,999 (20.3%)

The smallest group: <\$15,000 (4%)

Indicator ▲	Value	Diff	
<\$15,000	4%	+0.1%	
\$15,000 - \$24,999	5%	+0.8%	
\$25,000 - \$34,999	5.4%	+0.9%	
\$35,000 - \$49,999	9.6%	+3.3%	
\$50,000 - \$74,999	16.2%	+0.4%	
\$75,000 - \$99,999	14.3%	+0.2%	
\$100,000 - \$149,999	20.3%	-1.8%	
\$150,000 - \$199,999	10.9%	-2.4%	
\$200,000+	14.4%	-1.4%	

Bars show deviation from Sussex County