

Key Facts

Madison Plaza Shopping Center (1 mile)
306 Main St, Madison, New Jersey, 07940
Ring of 1 mile

Prepared by Esri
Latitude: 40.74940
Longitude: -74.39974

KEY FACTS

11,959

Population

41.3

Median Age



Average Household Size

\$163,751

Median Household Income

EDUCATION

2%

No High School Diploma



10%

High School Graduate



13%

Some College



75%

Bachelor's/Grad/Pr of Degree

BUSINESS



450

Total Businesses



4,422

Total Employees

EMPLOYMENT



89%

White Collar



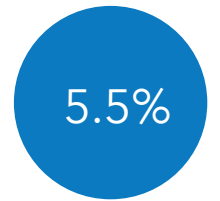
5%

Blue Collar



6%

Services



Unemployment Rate

INCOME



\$163,751

Median Household Income



\$81,970

Per Capita Income



\$758,555

Median Net Worth

Households By Income

The largest group: \$200,000+ (41.9%)

The smallest group: \$25,000 - \$34,999 (2.1%)

Indicator ▲	Value	Diff	
<\$15,000	2.7%	-1.4%	<div style="width: 2.7%;"></div>
\$15,000 - \$24,999	4.6%	-0.1%	<div style="width: 4.6%;"></div>
\$25,000 - \$34,999	2.1%	-2.2%	<div style="width: 2.1%;"></div>
\$35,000 - \$49,999	4.9%	-2.1%	<div style="width: 4.9%;"></div>
\$50,000 - \$74,999	9.2%	-3.1%	<div style="width: 9.2%;"></div>
\$75,000 - \$99,999	6.4%	-4.2%	<div style="width: 6.4%;"></div>
\$100,000 - \$149,999	16%	-2.7%	<div style="width: 16%;"></div>
\$150,000 - \$199,999	12.2%	-0.8%	<div style="width: 12.2%;"></div>
\$200,000+	41.9%	+16.5%	<div style="width: 41.9%;"></div>

Bars show deviation from Morris County

Key Facts

Madison Plaza Shopping Center (3 miles)
 306 Main St, Madison, New Jersey, 07940
 Ring of 3 miles

Prepared by Esri
 Latitude: 40.74940
 Longitude: -74.39974

KEY FACTS

59,153

Population

40.9

Median Age



Average Household Size

\$158,715

Median Household Income

EDUCATION

3%

No High School Diploma



11%

High School Graduate



12%

Some College



75%

Bachelor's/Grad/Pr of Degree

BUSINESS



2,963

Total Businesses



51,842

Total Employees

EMPLOYMENT



88%

White Collar



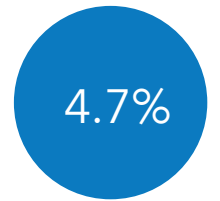
5%

Blue Collar



7%

Services



Unemployment Rate

INCOME



\$158,715

Median Household Income



\$78,529

Per Capita Income



\$730,468

Median Net Worth

Households By Income

The largest group: \$200,000+ (40.4%)

The smallest group: \$25,000 - \$34,999 (2.9%)

Indicator ▲	Value	Diff	
<\$15,000	3.4%	-0.7%	
\$15,000 - \$24,999	4.3%	-0.4%	
\$25,000 - \$34,999	2.9%	-1.4%	
\$35,000 - \$49,999	5%	-2%	
\$50,000 - \$74,999	8.5%	-3.8%	
\$75,000 - \$99,999	8.1%	-2.5%	
\$100,000 - \$149,999	15.1%	-3.6%	
\$150,000 - \$199,999	12.2%	-0.8%	
\$200,000+	40.4%	+15%	

Bars show deviation from Morris County

Key Facts

Madison Plaza Shopping Center (5 miles)
306 Main St, Madison, New Jersey, 07940
Ring of 5 miles

Prepared by Esri
Latitude: 40.74940
Longitude: -74.39974

KEY FACTS

146,871

Population



Average Household Size

43.1

Median Age

\$156,744

Median Household Income

EDUCATION

3%

No High School Diploma



12%

High School Graduate



12%

Some College



74%

Bachelor's/Grad/Pr of Degree

BUSINESS



7,247

Total Businesses



131,787

Total Employees

EMPLOYMENT



88%

White Collar



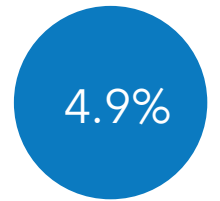
6%

Blue Collar



6%

Services



Unemployment Rate

INCOME



\$156,744

Median Household Income



\$79,582

Per Capita Income



\$820,206

Median Net Worth

Households By Income

The largest group: \$200,000+ (40.1%)

The smallest group: \$25,000 - \$34,999 (2.7%)

Indicator ▲	Value	Diff	
<\$15,000	3.2%	-0.9%	<div style="width: 3.2%;"></div>
\$15,000 - \$24,999	3.9%	-0.8%	<div style="width: 3.9%;"></div>
\$25,000 - \$34,999	2.7%	-1.6%	<div style="width: 2.7%;"></div>
\$35,000 - \$49,999	4.6%	-2.4%	<div style="width: 4.6%;"></div>
\$50,000 - \$74,999	9.4%	-2.9%	<div style="width: 9.4%;"></div>
\$75,000 - \$99,999	8.7%	-1.9%	<div style="width: 8.7%;"></div>
\$100,000 - \$149,999	15.5%	-3.2%	<div style="width: 15.5%;"></div>
\$150,000 - \$199,999	11.9%	-1.1%	<div style="width: 11.9%;"></div>
\$200,000+	40.1%	+14.7%	<div style="width: 40.1%;"></div>

Bars show deviation from Morris County