

Key Facts

Fells Common (1 mile)
 9 Bloomfield Ave, Caldwell, New Jersey, 07006
 Ring of 1 mile

Prepared by Esri
 Latitude: 40.83494
 Longitude: -74.26062

Key Facts

Fells Common
 Ring of 1 mile

KEY FACTS

14,031

Population



2.5

Average Household Size



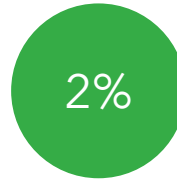
43.4

Median Age

\$150,401

Median Household Income

EDUCATION



2%

No High School Diploma



11%

High School Graduate



17%

Some College



70%

Bachelor's/Grad/Pr of Degree

BUSINESS



605

Total Businesses



4,542

Total Employees

EMPLOYMENT



83.5%

White Collar



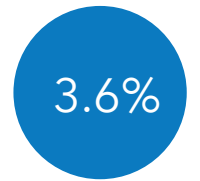
8.6%

Blue Collar



8.0%

Services



3.6%

Unemployment Rate

INCOME



\$150,401

Median Household Income



\$74,091

Per Capita Income



\$716,917

Median Net Worth

Households By Income

The largest group: \$200,000+ (32.9%)

The smallest group: \$15,000 - \$24,999 (2.9%)

Indicator ▲	Value	Diff	
<\$15,000	3.3%	-8.1%	<div style="width: 8.1%;"></div>
\$15,000 - \$24,999	2.9%	-4.2%	<div style="width: 4.2%;"></div>
\$25,000 - \$34,999	3.7%	-3.9%	<div style="width: 3.9%;"></div>
\$35,000 - \$49,999	4.5%	-5.1%	<div style="width: 5.1%;"></div>
\$50,000 - \$74,999	8.6%	-7.2%	<div style="width: 7.2%;"></div>
\$75,000 - \$99,999	8.0%	-2.6%	<div style="width: 2.6%;"></div>
\$100,000 - \$149,999	18.8%	+4.7%	<div style="width: 4.7%;"></div>
\$150,000 - \$199,999	17.3%	+9.1%	<div style="width: 9.1%;"></div>
\$200,000+	32.9%	+17.3%	<div style="width: 17.3%;"></div>

Bars show deviation from

Essex County

Key Facts

Fells Common (3 miles)
 9 Bloomfield Ave, Caldwell, New Jersey, 07006
 Ring of 3 miles

Prepared by Esri
 Latitude: 40.83494
 Longitude: -74.26062

Key Facts

Fells Common
 Ring of 3 miles

KEY FACTS

96,041

Population



2.5

Average Household Size



44.9

Median Age

\$150,023

Median Household Income

EDUCATION



3%

No High School Diploma



14%

High School Graduate



15%

Some College



68%

Bachelor's/Grad/Pr of Degree

BUSINESS



4,650

Total Businesses



51,876

Total Employees

EMPLOYMENT



83.9%

White Collar



8.0%

Blue Collar



8.1%

Services



2.9%

Unemployment Rate

INCOME



\$150,023

Median Household Income



\$79,954

Per Capita Income



\$722,053

Median Net Worth

Households By Income

The largest group: \$200,000+ (35.0%)

The smallest group: \$15,000 - \$24,999 (2.7%)

Indicator ▲	Value	Diff	
<\$15,000	3.1%	-8.3%	<div style="width: 8.3%;"></div>
\$15,000 - \$24,999	2.7%	-4.4%	<div style="width: 4.4%;"></div>
\$25,000 - \$34,999	3.3%	-4.3%	<div style="width: 4.3%;"></div>
\$35,000 - \$49,999	4.6%	-5.0%	<div style="width: 5.0%;"></div>
\$50,000 - \$74,999	9.7%	-6.1%	<div style="width: 6.1%;"></div>
\$75,000 - \$99,999	8.2%	-2.4%	<div style="width: 2.4%;"></div>
\$100,000 - \$149,999	18.5%	+4.4%	<div style="width: 4.4%;"></div>
\$150,000 - \$199,999	15.0%	+6.8%	<div style="width: 6.8%;"></div>
\$200,000+	35.0%	+19.4%	<div style="width: 19.4%;"></div>

Bars show deviation from

Essex County

Key Facts

Fells Common (5 miles)
 9 Bloomfield Ave, Caldwell, New Jersey, 07006
 Ring of 5 miles

Prepared by Esri
 Latitude: 40.83494
 Longitude: -74.26062

Key Facts

Fells Common
 Ring of 5 miles

KEY FACTS

314,918

Population



2.6

Average Household Size



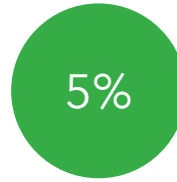
42.1

Median Age

\$114,533

Median Household Income

EDUCATION



5%

No High School Diploma



20%

High School Graduate



17%

Some College



57%

Bachelor's/Grad/Pr of Degree

BUSINESS



14,181

Total Businesses



155,087

Total Employees

EMPLOYMENT



75.7%

White Collar

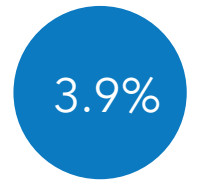


12.4%

Blue Collar



Services



3.9%

Unemployment Rate

INCOME



\$114,533

Median Household Income



\$64,645

Per Capita Income



\$392,715

Median Net Worth

Households By Income

The largest group: \$200,000+ (26.3%)

The smallest group: \$15,000 - \$24,999 (4.0%)

Indicator ▲	Value	Diff	
<\$15,000	4.8%	-6.6%	<div style="width: 100%;"></div>
\$15,000 - \$24,999	4.0%	-3.1%	<div style="width: 100%;"></div>
\$25,000 - \$34,999	4.7%	-2.9%	<div style="width: 100%;"></div>
\$35,000 - \$49,999	6.1%	-3.5%	<div style="width: 100%;"></div>
\$50,000 - \$74,999	13.1%	-2.7%	<div style="width: 100%;"></div>
\$75,000 - \$99,999	10.6%	0	<div style="width: 100%;"></div>
\$100,000 - \$149,999	17.6%	+3.5%	<div style="width: 100%;"></div>
\$150,000 - \$199,999	12.7%	+4.5%	<div style="width: 100%;"></div>
\$200,000+	26.3%	+10.7%	<div style="width: 100%;"></div>

Bars show deviation from

Essex County